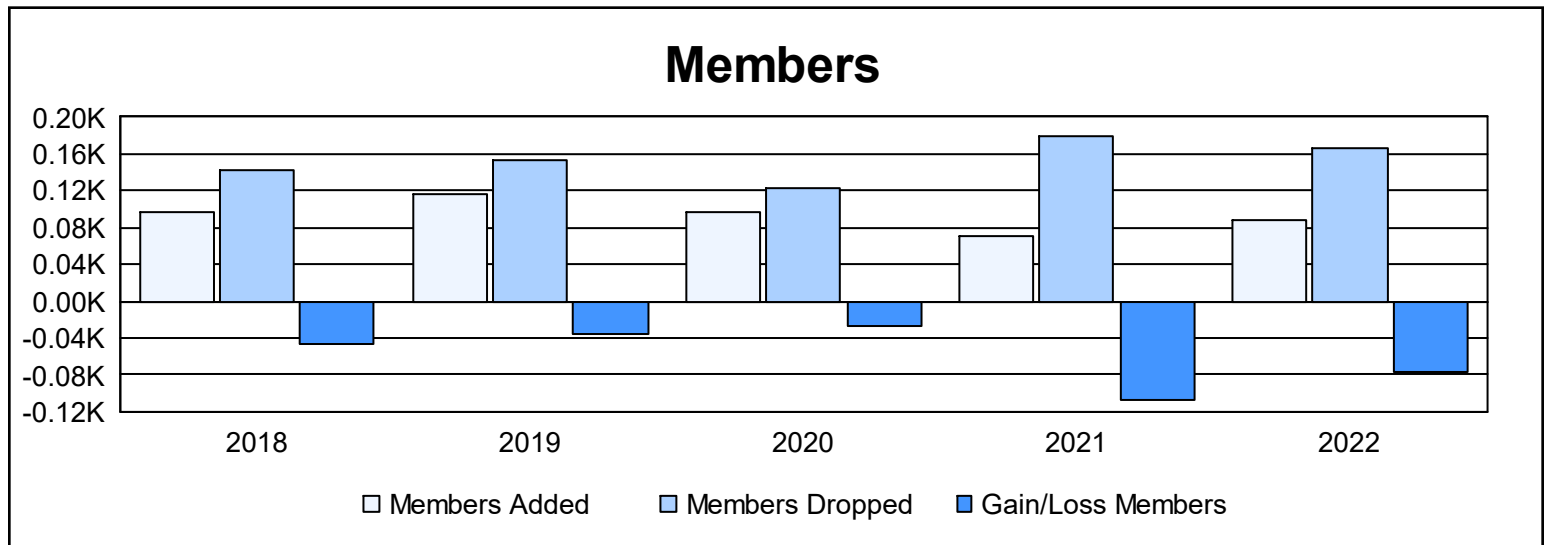
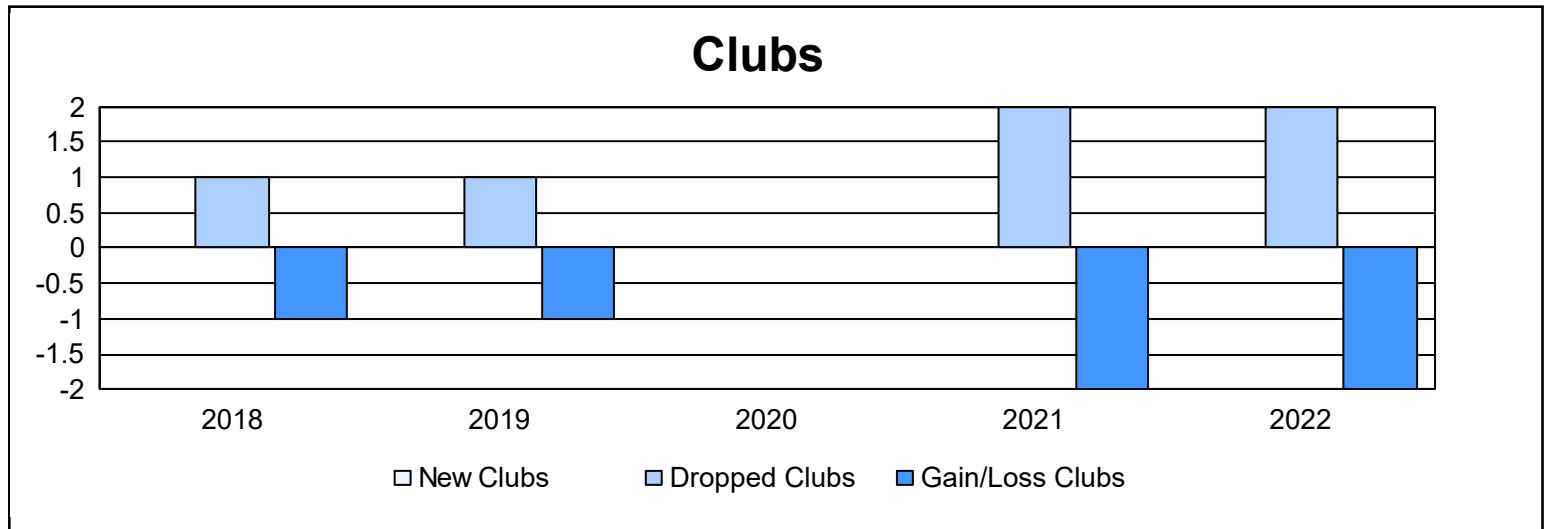
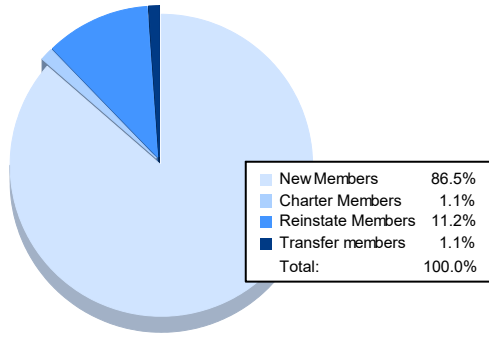


| Year | New Clubs | Dropped Clubs | Gain/ Loss Clubs | New Members | Charter Members | Reinstate Members | Transfer Members | Total Member Added | Total Members Dropped | Gain/ Loss Members |
|----------------|-----------|---------------|------------------|-------------|-----------------|-------------------|------------------|--------------------|-----------------------|--------------------|
| 2017-2018 | 0 | 1 | -1 | 91 | 0 | 4 | 1 | 96 | 143 | -47 |
| 2018-2019 | 0 | 1 | -1 | 101 | 4 | 9 | 3 | 117 | 153 | -36 |
| 2019-2020 | 0 | 0 | 0 | 78 | 4 | 11 | 3 | 96 | 123 | -27 |
| 2020-2021 | 0 | 2 | -2 | 64 | 0 | 3 | 4 | 71 | 179 | -108 |
| 2021-2022 | 0 | 2 | -2 | 77 | 1 | 10 | 1 | 89 | 167 | -78 |
| Average | 0 | 1 | -1 | 82 | 2 | 7 | 2 | 94 | 153 | -59 |



Membership Composition June 2022 Cumulative



Gender Composition June 2022 Cumulative

